

Biking Through Math Addition and Subtraction Facts

Created by Deirdre Smith of JDaniel4's Mom

Name: _____

Biking Through Addition Facts

The bicycle has a front wheel with a center circle containing $+8$ and a rear wheel with a center circle containing $+6$. The tires are marked with numbers 1 through 15 in a circular pattern.


Name: _____

Biking Through Subtraction Facts

The bicycle has a front wheel with a center circle containing -14 and a rear wheel with a center circle containing -18 . The tires are marked with numbers 1 through 16 in a circular pattern.


Name: _____

Biking Through Addition Facts




Name: _____

Biking Through Addition Facts




Name: _____

Biking Through Addition Facts




Name: _____

Biking Through Addition Facts




Name: _____

Biking Through Subtraction Facts




Name: _____

Biking Through Subtraction Facts



Name: _____

Biking Through Subtraction Facts





Thank you for downloading this set.
I hope your children enjoy this JDaniel4's Mom resource.

You will find updates on my latest tools on the following:

Instagram: <https://www.instagram.com/jdaniel4smom>

Facebook: <https://www.facebook.com/jdaniel4smom/>

Twitter: <https://twitter.com/jdaniel4smom?lang=en>

Pinterest: <https://www.pinterest.com/jdaniel4smom>

What is in the set?

- **Addition Pages 1-20**
- **Subtraction Pages 1-120**

Clip Art is From:

