


STEM Building Challenge Cards with a Magic Theme

Created by Deirdre Smith of JDaniel4's Mom

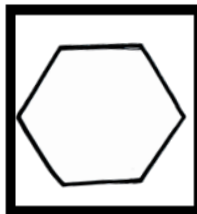
Name: _____

I built a rabbit **.**

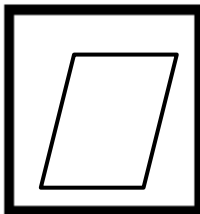
**Build
a
Rabbit**



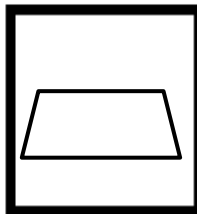
Draw each shape you used in a box below. Then tell how many of each shape you used below it.




 1



 2















 2



 2

JDaniel4sMom.com





Build
an
Hat

JDaniel4sMom.com

Build
A
Wand

JDaniel4sMom.com

Build
a
Rabbit

JDaniel4sMom.com

Build
a
Dove

JDaniel4sMom.com

Build
a
Flying
Carpet

JDaniel4sMom.com

Build
a
Genie's
Bottle

JDaniel4sMom.com

Build
a
Crystal
Ball

JDaniel4sMom.com

Build
a
Moon

JDaniel4sMom.com

Build
a
Star

JDaniel4sMom.com

Using the STEM Building Challenge Cards

Step One

Select three or four magical shape cards.

Choose a building Challenge Card

Step Two

Select shapes that match your shape cards.

Step Three

Build the object on your challenge card.

Step Four (Optional)

Create a diagram of what you created.





Create a key displaying how many of each shape you used.

Name:

I built a _____.



Draw each shape you used in a box below. Then tell how many of each shape you used below it.





Thank you for downloading this set.
I hope your children enjoy this JDaniel4's Mom resource.

You will find updates on my latest tools on the following:

Instagram: <https://www.instagram.com/jdaniel4smom>

Facebook: <https://www.facebook.com/jdaniel4smom/>

Twitter: <https://twitter.com/jdaniel4smom?lang=en>

Pinterest: <https://www.pinterest.com/jdaniel4smom>

What is in the set?

- Shape Cards (BW and Color)
- Building Cards (BW)
- Recording and Drawing Page (BW)

Clip Art is From:

