


Creating an Apple Tree That Will Balance Apples

Created by Deirdre Smith of JDaniel4's Mom



Name: _____

Creating an Apple Tree That Will Balance Apples

Color each step of the algorithm as you complete it.

when run ▶

Cut out the tree tops.


Color the tree tops.

Attach the tree tops to a trunk.

Design a way for the tree to hold apple objects on top of it.

See how many apples you can balance on top of your tree.

JDaniel4sMom.com



Name:

Creating an Apple Tree That Will Balance Apples

Color each step of the algorithm
as you complete it.

when run





Cut out the tree tops.

Color the tree tops.

Attach the tree tops to a trunk.

Design a way for the tree to hold
apple objects on top of it.

See how many apples you can
balance on top of your tree.





Thank you for downloading this set.
I hope your children enjoy this JDaniel4's Mom resource.

You will find updates on my latest tools on the following:

Instagram: <https://www.instagram.com/jdaniel4smom>

Facebook: <https://www.facebook.com/jdaniel4smom/>

Twitter: <https://twitter.com/jdaniel4smom?lang=en>

Pinterest: <https://www.pinterest.com/jdaniel4smom>

What is in the set?

- **Creating an Apple Tree That Will Balance Apples**