

Exploring the Five Senses with Jello Slime


Created by Deirdre Smith of JDaniel4's Mom
Clip Art from [Prawny](#)




Terms of Use: These printables are provided *FREE* of charge. Please do share the web pages to my printables. Remember that all of my printables are for personal use. You cannot claim these printables or sell them as your own. All the printables are the property of JDaniel4sMom.com

Name:


Exploring the Five Senses with Jello Slime



Touch



Taste




See

Materials


- Jello Slime
- Magnifying Glass
- Baby Wipes
- Cup of Water

Process

- Touch the slime with your fingers and taste it. Wipe your fingers off before writing down how the slime felt and tasted.
- Hold a magnifying glass up to the slime. Write down what you see.
- Hold the slime close to your nose. Then write down what it smells like.
- Pull the slime up until it breaks from the surface. Write down any sound that it makes.



Smell



Sound
