





Fairy Tale Unicorn a Shape Building Cards

Created by Deirdre Smith of JDaniel4's Mom



Terms of Use: Remember that all of my worksheets are for personal use. You cannot claim these worksheets or sell them as your own. All the worksheets are the property of JDaniel4sMom.com





Build a castle with a circle shape on the door.



Build a castle with a heart on the door.



Build a castle with a hexagon on the door.



Build a castle with a moon on the door.




Build a castle with a rectangle on the door.



Build a castle with a square on the door.





Build a castle with
circle shaped windows.



Build a castle with
heart shaped windows.



Build a castle with
hexagon shaped windows.



Build a castle with
moon shaped windows.




Build a castle with a
rectangle shaped door.



Build a castle with
square shaped windows.






Build a tower with
circle shaped windows.



Build a tower with
heart shaped windows.



Build a tower with
hexagon shaped windows.



Build a tower with
moon shaped windows.




Build a tower with a
rectangle shaped windows.



Build a tower with
square shaped windows.





Ways to Use the Building Cards

- There are three ways to use the building cards. First, children can use building materials to create shapes on the Fairy Tale Shape Castle Building mats available on my blog. Second, children build castles that lay on a table and then add the windows and doors. Third, they can build 3-D castles that stand with windows and doors that are a certain shape.
- The cards will last longer if they are laminated.

Possible Shape Building Materials

- Playdough snakes bent to make shapes
- Solid playdough shapes
- Pipe cleaners bent into shapes
- Wood paddles for ice cream cups
- Small buttons to build shape outlines
- Small twigs to build shape outlines
- Wikki Stick sections or whole sticks to make outlines
- Small pebbles used to create outlines
- Glass pebbles used to create outlines
- LEGO can be used to build the buildings, windows and doors.
- Straw sections used to make shape outlines.
- Pattern blocks can be used to create windows and doors.
- Building blocks can be used to build the buildings, windows and doors.
- Keva planks can be used to build the buildings.
- Cardboard Tubes can be used to build the buildings.



Thank you for this download I hope your children enjoy this JDaniel4's Mom resource.

You will find updates on my latest tools on the following:

Instagram: <https://www.instagram.com/jdaniel4smom>

Facebook: <https://www.facebook.com/jdaniel4smom/>

Twitter: <https://twitter.com/jdaniel4smom?lang=en>

Pinterest: <https://www.pinterest.com/jdaniel4smom>

What is in the set?

- Eight Unicorn Shape Building Cards
- Eight Castle with Shape Doors Building Cards
- Eight Castle with Shape Windows Building Cards
- Eight Tower with Shape Windows Building Cards

Clip Art From:

