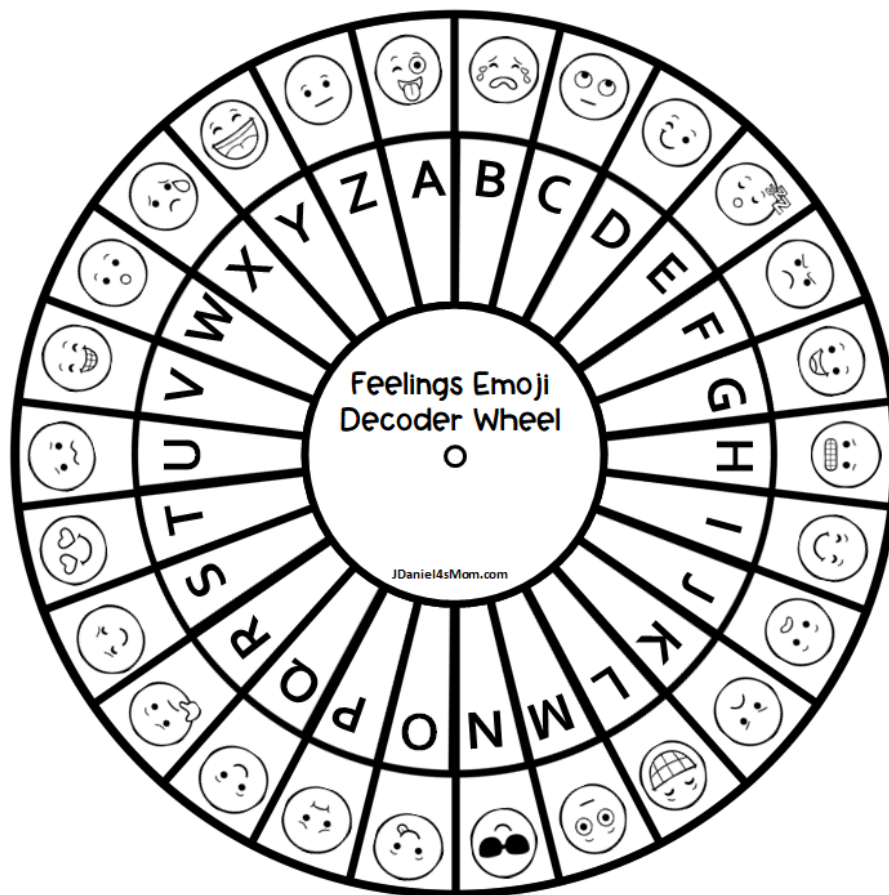


# Feelings Emoji Decoder Wheel

Created by Deirdre Smith of JDaniel4's Mom

Clip Art from  and 



Terms of Use: This worksheet is provided *FREE* of charge. Remember that all of my worksheets are for personal use. You cannot claim this worksheet or sell it as your own. This worksheet is the property of JDaniel4sMom.com

# Using The Decoder Wheel

## Getting Started:

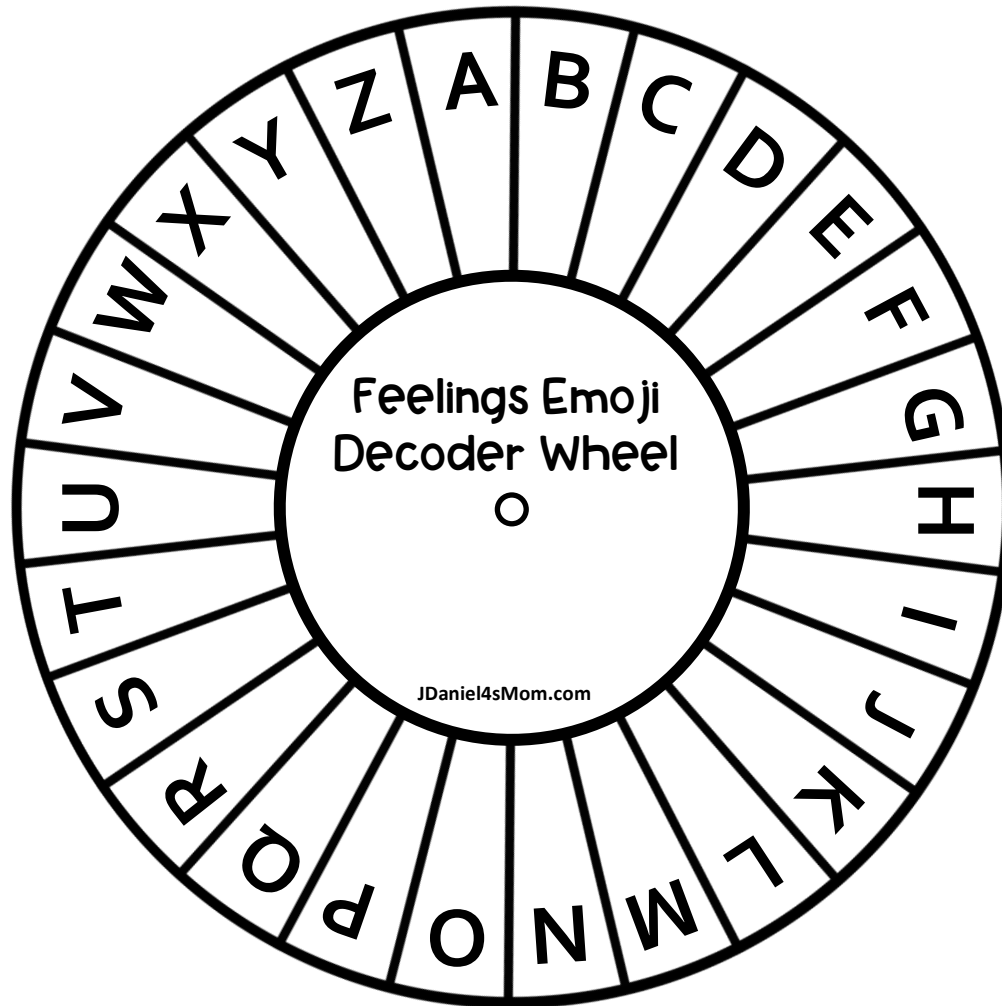
### Practice

- Practice building and decoding words with the feelings worksheets in this set. One sheet invites children use their decoder wheel. The other ask them to use the wheel that appears on the page. Both worksheets have a decoder wheel displayed on them.

### Build a Code

- Then decide what feeling you want to represent the letter A on your decoder wheel, you may want to lightly color it in or place a star under the feeling.
- Finally, you can create your own code and have someone decode it. They will need to have access to your decoder wheel to know which letter matches up with which emoji.





Feelings Emoji  
Decoder Wheel




JDaniel4sMom.com

Name: \_\_\_\_\_

# Exploring Feelings with a Emoji Decoder Wheel

Directions:


Place the letter A under the surprised face  on your decoder wheel . Write the letter on your wheel that matches each face below.




\_\_\_\_\_




\_\_\_\_\_




\_\_\_\_\_




\_\_\_\_\_



\_\_\_\_\_



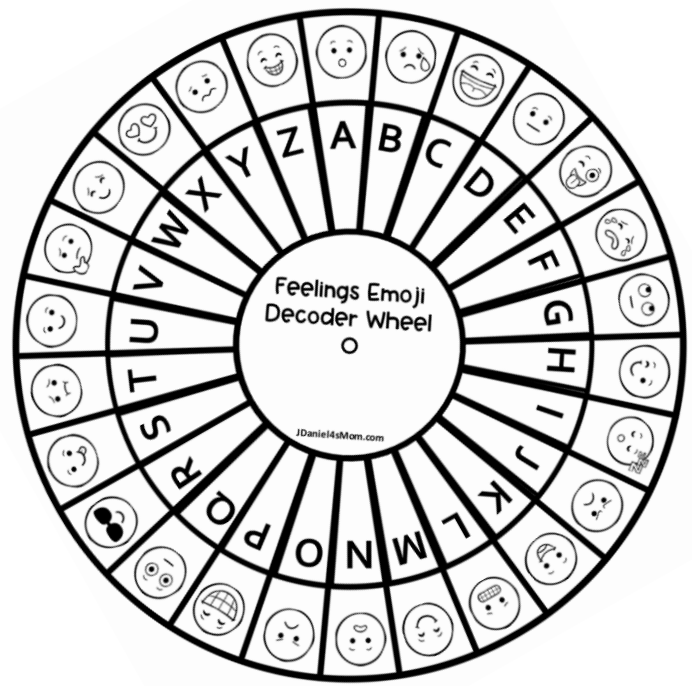
\_\_\_\_\_



\_\_\_\_\_



\_\_\_\_\_




Name: \_\_\_\_\_

# Exploring Feelings with a Emoji Decoder Wheel


Directions:

Place the letter A under the surprised face  on your decoder wheel . Write the letter on your wheel that matches each face below.



sad

---




happy

---




mad

---




angry

---




glad

---




silly

---



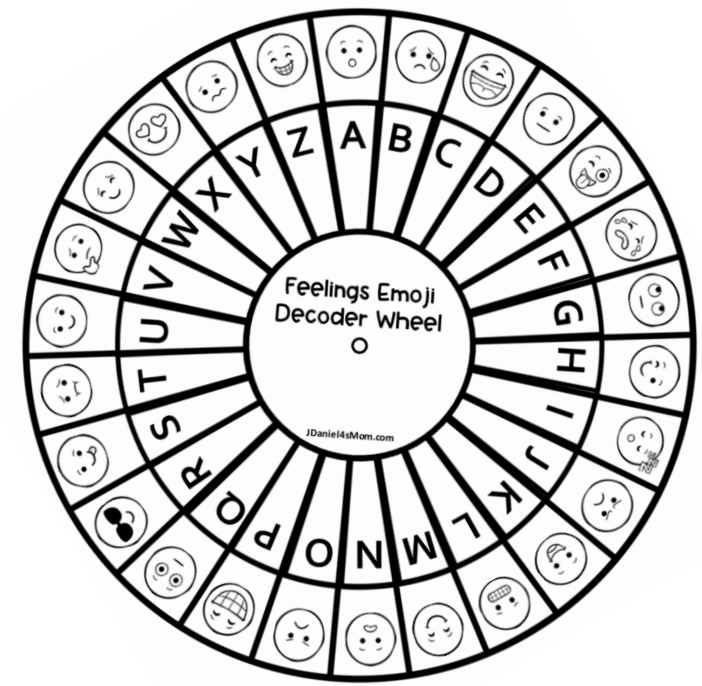
love

---



worried

---




Name: \_\_\_\_\_


# Exploring Feelings with a Emoji Decoder Wheel

**Directions:**


Write the letter that matches each face below. You will find the letter and face matches on the decoder wheel




\_\_\_\_\_




\_\_\_\_\_




\_\_\_\_\_




\_\_\_\_\_




\_\_\_\_\_



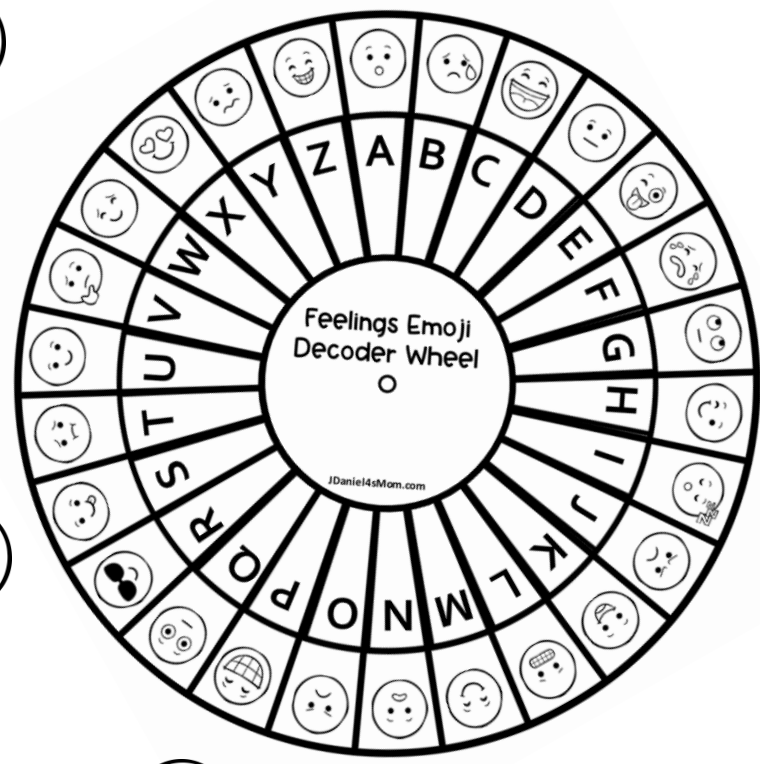
\_\_\_\_\_



\_\_\_\_\_



\_\_\_\_\_




Name: \_\_\_\_\_


# Exploring Feelings with a Emoji Decoder Wheel

Directions:

Write the letter that matches each face below. You will find the letter and face matches on the decoder wheel




sad




happy




mad




angry



glad



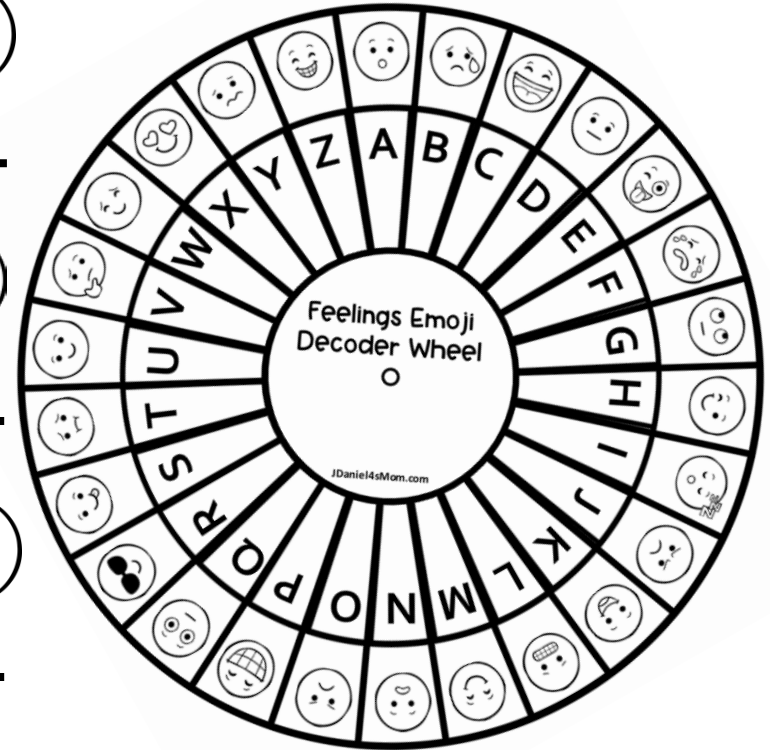
silly



love








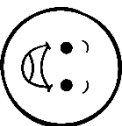









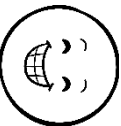

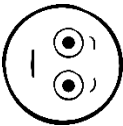








worried





# Emoji Feeling Words

	<b>afraid</b>
	<b>angry</b>
	<b>elated</b>
	<b>funny</b>
	<b>cool</b>
	<b>miserable</b>
	<b>embarrassed</b>
	<b>glad</b>
	<b>rude</b>
	<b>furious</b>
	<b>playful</b>
	<b>scared</b>
	<b>proud</b>

	<b>love</b>
	<b>nervous</b>
	<b>joyful</b>
	<b>sad</b>
	<b>shocked</b>
	<b>sick</b>
	<b>silly</b>
	<b>sleepy</b>
	<b>happy</b>
	<b>surprised</b>
	<b>thoughtful</b>
	<b>wink</b>
	<b>frustrated</b>

# Emoji Feeling Words

