

Frog Pond Mapping Coordinates

Created by Deirdre Smith of JDaniel4's Mom

Name: _____

Frog Pond Mapping Coordinate





when run ▶

- Draw a lily pad in cell A1.
- Draw a log in cell D3.
- Draw a fly in cell E4
- Draw a bull rush in cell C2.
- Draw a lily pad in cell D3.
- Draws a log in cells A4.
- Draw a frog in the box in front of the letter A.





4					
3					
2					
1					
	A	B			


Name: _____

Place the coordinates for each frog pond picture beside its picture and description below.

Picture	Description	Coordinates
	Log	
	Fly	
	Lily Pad	
	Bull Rush	

Frog Pond Mapping Coordinates

4					
3					
2					
1					
	A	B	C	D	E



JDaniel4sMom.com

Name: _____

Frog Pond Mapping Coordinates

when run ▶

Draw a lily pad in cell A1.

Draw a log in cell D3.

Draw a fly in cell E4

Draw a bull rush in cell C2.

Draw a lily pad in cell D3.

Draws a log in cells A4.

Draw a frog in the box in front of the letter A.

4					
3					
2					
1					
	A	B	C	D	E

Name: _____

Frog Pond Mapping Coordinates

when run ▶

Draw a lily in cell A1.

Draw a log in cell E2.




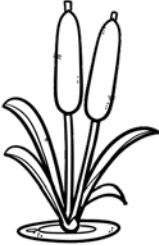


Draw a fly in cell E4.

Draw a bull rush in cell C2.

Draw a lily pad in cell D3.

Draws a lily pad in A4.

Draw a frog in the box in front of the letter A.






4					
3					
2					
1					
	A	B	C	D	E






Answer Key

Name: _____

Frog Pond Mapping Coordinates

Place the coordinates for each frog pond picture beside its picture and description below.






Picture	Description	Coordinates
	Log	
	Fly	
	Lily Pad	
	Bull Rush	
	Water Lily	

4					
3					
2					
1					
	A	B	C	D	E

Name: _____

Frog Pond Mapping Coordinates

Draw each of pond elements in a square on the map. Then write the coordinates for each of your pictures beside its picture and description below.

Picture	Description	Coordinates
	Log	
	Fly	
	Lily Pad	
	Bull Rush	
	Water Lily	

4					
3					
2					
1					
	A	B	C	D	E

Name:


Frog Pond Mapping Coordinates

Draw pond elements in squares on the map. Then draw a smaller version of each element on the chart. Finally place the coordinates for each element beside its picture and description. below.


Picture	Description	Coordinates
	Log	
	Fly	
	Lily Pad	
	Bull Rush	
	Water Lily	

4					
3					
2					
1					
	A	B	C	D	E


Bull Rush



Fly



Lily Pad




JDaniel4sMom.com

Log




JDaniel4sMom.com

Water Lily




Bull Rush




JDaniel4sMom.com

Fly



JDaniel4sMom.com


Lily Pad



Log



Water Lily





Thank you for downloading this set.
I hope your children enjoy this JDaniel4's Mom resource.

You will find updates on my latest tools on the following:

Instagram: <https://www.instagram.com/jdaniel4smom>

Facebook: <https://www.facebook.com/jdaniel4smom/>

Twitter: <https://twitter.com/jdaniel4smom?lang=en>

Pinterest: <https://www.pinterest.com/jdaniel4smom>

What is in the set?

- **1 Follow the Algorithm Coordinate Activity**
- **1 Follow the Algorithm Coordinate Activity Answer Key**
- **1 B/W Coordinate Map**
- **1 B/W Draw the Vegetable and Record the Coordinate Map**
- **1 B/W Draw the Vegetable on the Map, Record the Coordinate and Draw the Vegetable on the Key Map**
- **1 Set of B/W and Colored Frog Pond Object Flashcards**