

Going Around Flowers Debugging Algorithms

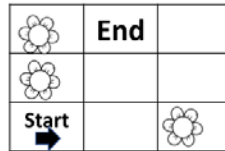
Created by Deirdre Smith of JDaniel4's Mom

Name: _____

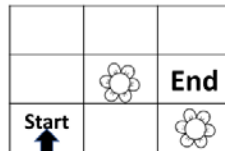
Going Around the Flowers Debugging Algorithms

Look for the mistakes in the algorithms below. Draw an algorithm that will work with arrows on each board and under each board.

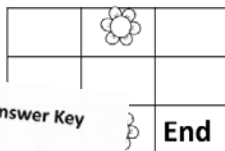
Start → → → ↑ ← End




Start ↑ → → → ↓ End



Start ↑ → ↑ → ↓ End



Answer Key

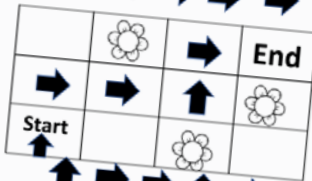


Name: _____

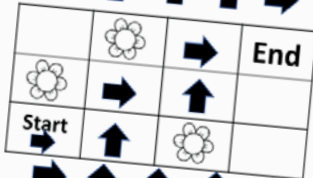
Going Around the Flowers Debugging Algorithms

Look for the mistakes in the algorithms below. Draw an algorithm that will work with arrows on each board and under each board.

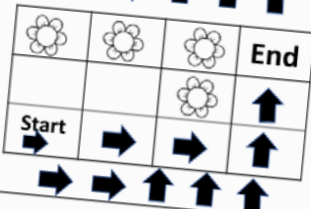
Start ↑ → → → → End



Start ↑ ↑ ↑ ↑ → End



Start → → ↑ ↑ ↑ End



JDaniel4sMom.com

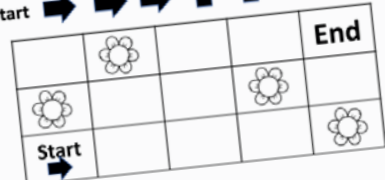
Going Around the Flowers Debugging Algorithms

Look for the mistakes in the algorithms below. Draw an algorithm that will work with arrows on each board and under each board.

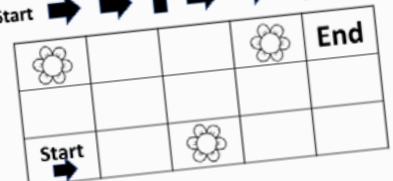
Start ↑ ↑ ↑ ↑ ↑ End



Start → → → ↑ ↑ → End



Start → → ↑ → → End




JDaniel4sMom.com

Name: _____





Going Around the Flowers






Debugging Algorithms




Look for the mistakes in the algorithms below. Draw an algorithm that will work with arrows on each board and under each board.






Start      End

	End	
		
Start 		

Start      End

		End
Start 		

Start      End


		
Start 		End

Name:




Going Around the Flowers
Debugging Algorithms

Answer Key

Look for the mistakes in the algorithms below. Draw an algorithm that will work with arrows on each board and under each board.





Start ➡ ➡ ➡ ⬆ ⬅ End

	End	⬅
	➡	⬆
Start ➡	⬆	



➡ ⬆ ➡ ⬆ ⬅

Start ⬆ ➡ ➡ ➡ ⬇ End

➡	➡	⬇
⬆		End
Start ⬆		

⬆ ⬆ ➡ ➡ ⬇

Start ⬆ ➡ ⬆ ⬇ End

		
➡	➡	⬇
Start ⬆		End


⬆ ➡ ➡ ⬇





Name: _____





Going Around the Flowers





Debugging Algorithms





Look for the mistakes in the algorithms below. Draw an algorithm that will work with arrows on each board and under each board.










Start     End

		End
		
Start 		

Start     End

End		
		
Start 		

Start       End


		
Start 		End





Name: _____







Going Around the Flowers
Debugging Algorithms

Answer Key

Look for the mistakes in the algorithms below. Draw an algorithm that will work with arrows on each board and under each board.









Start     End

		End
		
Start		








   







Start     End

End		
		
Start		

Start       End


		
		
Start		End





Name: _____

Going Around the Flowers Debugging Algorithms





Look for the mistakes in the algorithms below. Draw an algorithm that will work with arrows on each board and under each board.








Start      End

			End
			
Start 			

Start      End

			End
			
Start 			

Start      End


			End
			
Start 			

Name: _____

Going Around the Flowers
Debugging Algorithms

Answer Key

Look for the mistakes in the algorithms below. Draw an algorithm that will work with arrows on each board and under each board.



Start End

			End
Start 			

Start End

			End
Start 			


Start End

			End
Start 			





Name: _____

Going Around the Flowers Debugging Algorithms





Look for the mistakes in the algorithms below. Draw an algorithm that will work with arrows on each board and under each board.








Start      End

			End
			
Start 			

Start      End

			End
			
Start 			

Start      End


			End
			
Start 			

Name: _____




Going Around the Flowers
Debugging Algorithms

Answer Key

Look for the mistakes in the algorithms below. Draw an algorithm that will work with arrows on each board and under each board.






Start ↑ ↑ → ↑ → End

		→	End
→	→	↑	
Start ↑			





↑ → → ↑ →

Start → → ↑ ↑ → End

		→	End
	→	↑	
Start →	↑		

→ ↑ → ↑ →

Start → → ↑ → ↑ End

			End
			↑
Start →	→	→	↑


→ → → ↑ ↑

Name: _____







Going Around the Flowers

Debugging Algorithms






Look for the mistakes in the algorithms below. Draw an algorithm that will work with arrows on each board and under each board.







Start         End

				End
				
Start 				

Start       End

				End
				
Start 				

Start       End


				End
Start 				

Name: _____

Going Around the Flowers
Debugging Algorithms

Answer Key

Look for the mistakes in the algorithms below. Draw an algorithm that will work with arrows on each board and under each board.



Start ↑↑→↑→→→↑ End

→	→	↓	🌸	End
↑	🌸	→	→	↑
Start ↑	🌸		🌸	🌸

↑↑→→↓→→↑

Start →→→↑↓→ End

	🌸	→	→	End
🌸		↑	🌸	
Start →	→	↑		🌸

→→↑↑→→

Start →→↑→→→ End


🌸			🌸	End
	→	→	→	↑
Start →	↑	🌸		

→↑→→→↑





Name: _____

Going Around the Flowers
Debugging Algorithms






Look for the mistakes in the algorithms below. Draw an algorithm that will work with arrows on each board and under each board.








Start → ↑ ↑ ↑ ↑ → End

				End
				
Start →				

Start ↑ → ↑ ↑ → → End

				End
				
Start →				

Start → → ↑ → → → End


				End
				
Start →				

Name: _____





Going Around the Flowers
Debugging Algorithms

Answer Key

Look for the mistakes in the algorithms below. Draw an algorithm that will work with arrows on each board and under each board.








Start → ↑ ↑ ↑ ↑ → End

			→	End
			↑	
Start →	→	→	↑	






→ → → ↑ ↑ →

Start → → ↑ ↑ → → End

				End
	→	→	→	↑
Start →	↑			

→ ↑ → → → ↑

Start → → ↑ → → → End

			→	End
	→	→	↑	
Start →	↑			

→ ↑ → → ↑ →

Coding Terms Used in The Set

Algorithm

An algorithm is a series of steps needed to complete a task.

Debugging

Debugging means finding mistakes in a code and fixing them. It may mean changing a direction, removing a direction or adding a direction.



Thank you for this downloading this set.
I hope your children enjoy this JDaniel4's Mom resource.

You will find updates on my latest tools on the following:

Instagram: <https://www.instagram.com/jdaniel4smom>

Facebook: <https://www.facebook.com/jdaniel4smom/>

Twitter: <https://twitter.com/jdaniel4smom?lang=en>

Pinterest: <https://www.pinterest.com/jdaniel4smom>

You will find more feelings activities and free worksheets on
<https://jdaniel4smom.com>

What is in the set?

- 2 3x3 Debugging Pages
- 2 3x3 Answer Keys
- 2 4x3 Debugging Pages
- 2 4x3 Answer Keys
- 2 5x3 Debugging Pages
- 2 5x3 Answer Keys

Clip Art from

