


Grouchy Ladybug Number Recognition File Folder Game

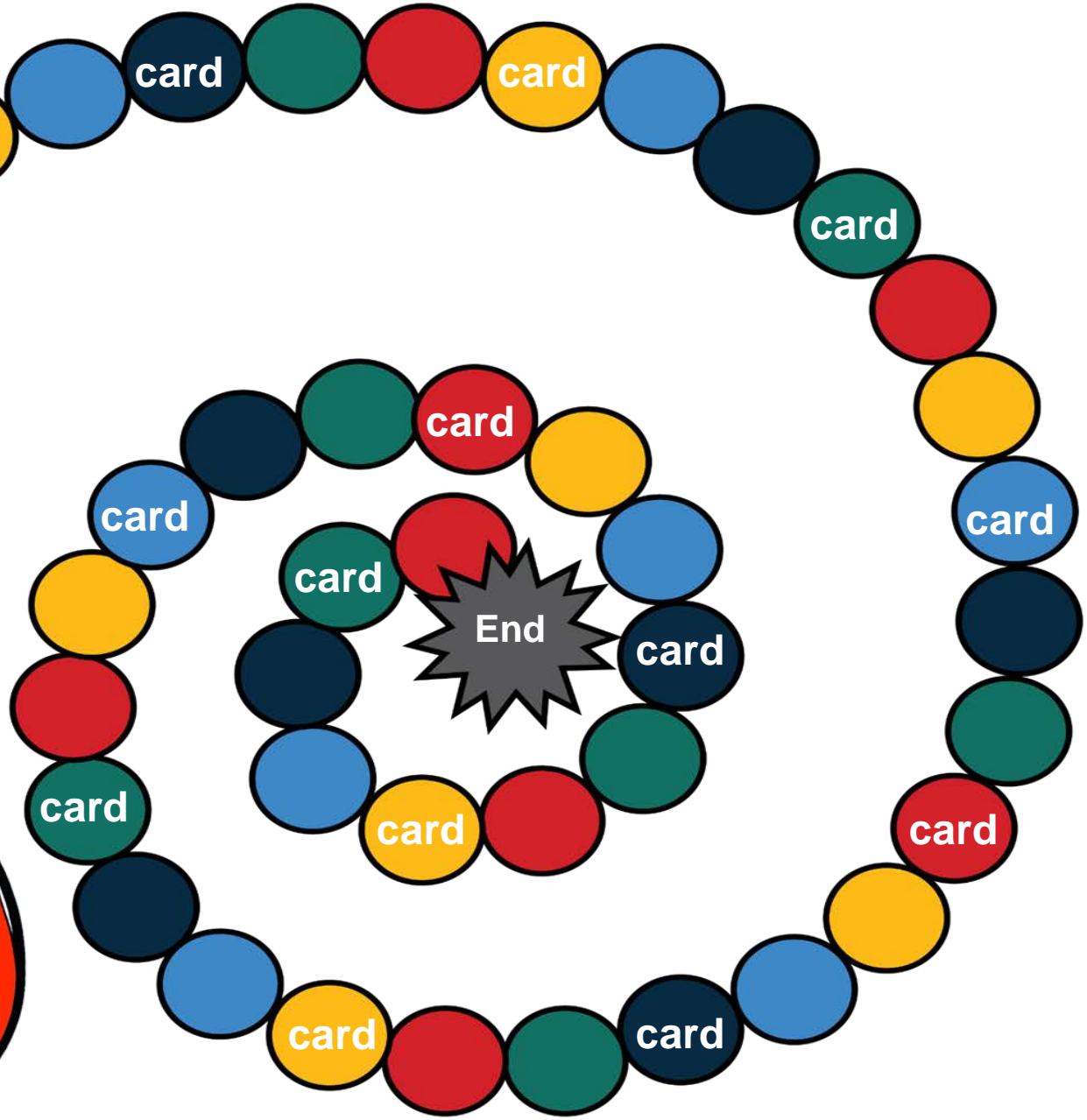



Place
New Cards
Here
Upside
Down



Grouchy Ladybug Number Recognition

Place
New Cards
Here
Upside
Down



Place
Used Cards
Here Upside
Down


Grouchy Ladybug Number Recognition



JDaniel4sMom.com



JDaniel4sMom.com



JDaniel4sMom.com




JDaniel4sMom.com



JDaniel4sMom.com



JDaniel4sMom.com



JDaniel4sMom.com



JDaniel4sMom.com



JDaniel4sMom.com



JDaniel4sMom.com



JDaniel4sMom.com



JDaniel4sMom.com



JDaniel4sMom.com



JDaniel4sMom.com



JDaniel4sMom.com



JDaniel4sMom.com




JDaniel4sMom.com



JDaniel4sMom.com



JDaniel4sMom.com



JDaniel4sMom.com

Ladybug Math Game- Number Recognition

- **Children will place a marker (button, bottle cap, bread tag, etc.) on the word Start.**
- **Then they will take turns rolling a single die.**
- **After they roll they will move forward that number of spaces.**
- **If they land on a space that says card, they will pick a card from the new card pile.**
 - **If it is a card with ladybugs on it, they will tell you how many bugs are on the card.**
 - **If it is a card with a number on it, they will show a number of objects that equal that number.**
 - **Then they will put the card in the used stack.**
- **The child who reaches the word End first wins the game.**



Thank you for this download I hope your children enjoy this JDaniel4's Mom resource.

You will find updates on my latest tools on the following:

Instagram: <https://www.instagram.com/jdaniel4smom>

Facebook: <https://www.facebook.com/jdaniel4smom/>

Twitter: <https://twitter.com/jdaniel4smom?lang=en>

Pinterest: <https://www.pinterest.com/jdaniel4smom>

What is in the set?

- Gameboard
- Ladybug Counting Cards
- Ladybug Number Cards

Clip Art is from:

