

# Halloween Secret Code Words


Created by Deirdre Smith of JDaniel4's Mom  
Clip Art from 

Name: \_\_\_\_\_


## Halloween Secret Code Words

Read the clue above each piece of candy. Write the word from the box below that fits that clue. You will place one word per space on the candy. Don't leave a space between words.


1. flying mammal




2. scary dream



3. straw person



4. October 31<sup>st</sup> holiday



5. boat filled with non-living people.



5. monument sharing data on a dead person



6. action made with feet



nightmare

footsteps

scarecrow

ghost ship

headstone

spooky bat

Halloween

©DanielleM.com

Name:

# Halloween Secret Code Words

Read the clue above each piece of candy. Write the word from the box below that fits that clue. You will place one letter per space on the candy. Don't leave a space between words.

1. flying mammal



2. scary dream



3. straw person



4. October 31<sup>st</sup> holiday



5. boat filled with non-living people.



5. monument sharing data on a dead person



6. action made with feet



nightmare

footsteps

scarecrow

ghost ship

headstone

spooky bat

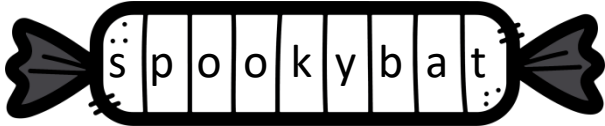
Halloween

Name: \_\_\_\_\_

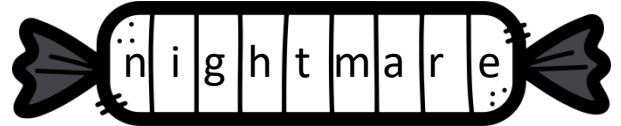
# Halloween Secret Code Words

Read the clue above each piece of candy. Write the word from the box below that fits that clue. You will place one letter per space on the candy. Don't leave a space between words.

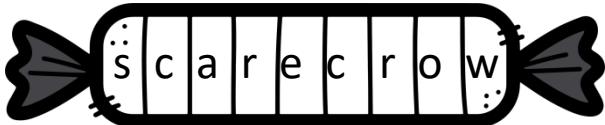
1. flying mammal



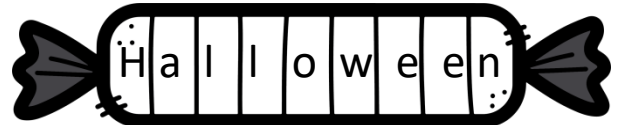
2. scary dream



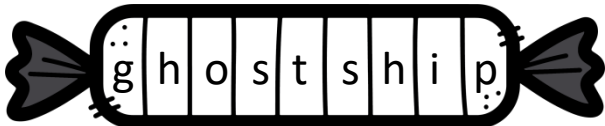
3. straw person



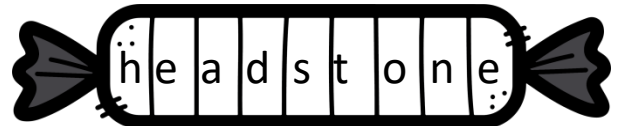
4. October 31<sup>st</sup> holiday



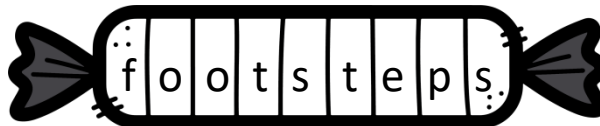
5. boat filled with non-living people.



5. monument sharing data on a dead person



6. action made with feet



nightmare

footsteps

scarecrow

ghost ship

headstone

spooky bat

Halloween

Name:

# Halloween Secret Code Words

Read the clue above each piece of candy. Write the word from the box below that fits that clue. You will place one letter per space on the candy. Don't leave a space between words.

1. treat made with milk



2. place with dead people



3. not able to be seen



4. type of spider



5. used to decorate your face



6. weaving used to catch bugs



6. odd thing you can sense happening



chocolate

phenomena

spiderweb

face paint

tarantula

graveyard

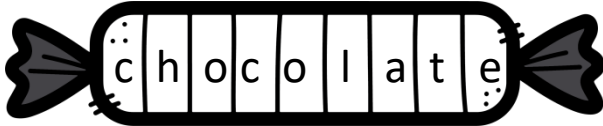
invisible

Name:

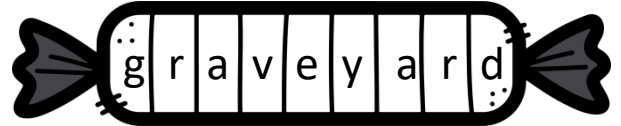
# Halloween Secret Code Words

Read the clue above each piece of candy. Write the word from the box below that fits that clue. You will place one letter per space on the candy. Don't leave a space between words.

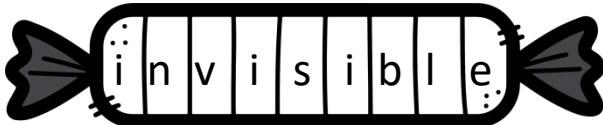
1. treat made with milk



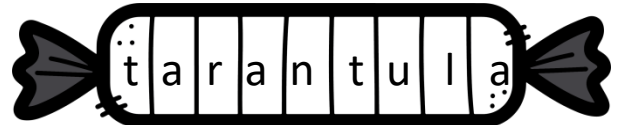
2. place with dead people



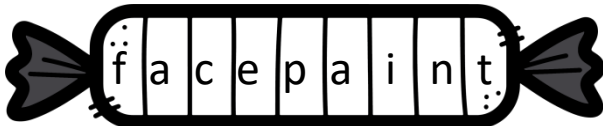
3. not able to be seen



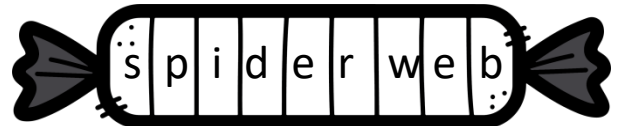
4. type of spider



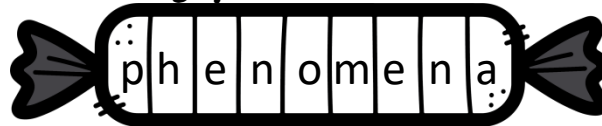
5. used to decorate your face



6. weaving used to catch bugs



6. odd thing you can sense happening



chocolate

phenomena

spiderweb

face paint

tarantula

graveyard

invisible

# How to Use This Activity Set

- Children will read each clue.
- Then they find the word in the word box that fits that clue.
- They will write one letter of that word in each section on the candy that is below the clue.



Thank you for this downloading this set.  
I hope your children enjoy this JDaniel4's Mom resource.

You will find updates on my latest tools on the following:

Instagram: <https://www.instagram.com/jdaniel4smom>

Facebook: <https://www.facebook.com/jdaniel4smom/>

Twitter: <https://twitter.com/jdaniel4smom?lang=en>

Pinterest: <https://www.pinterest.com/jdaniel4smom>

## What is in the set?

- 2 Secret Word Pages
- 2 Answer Keys