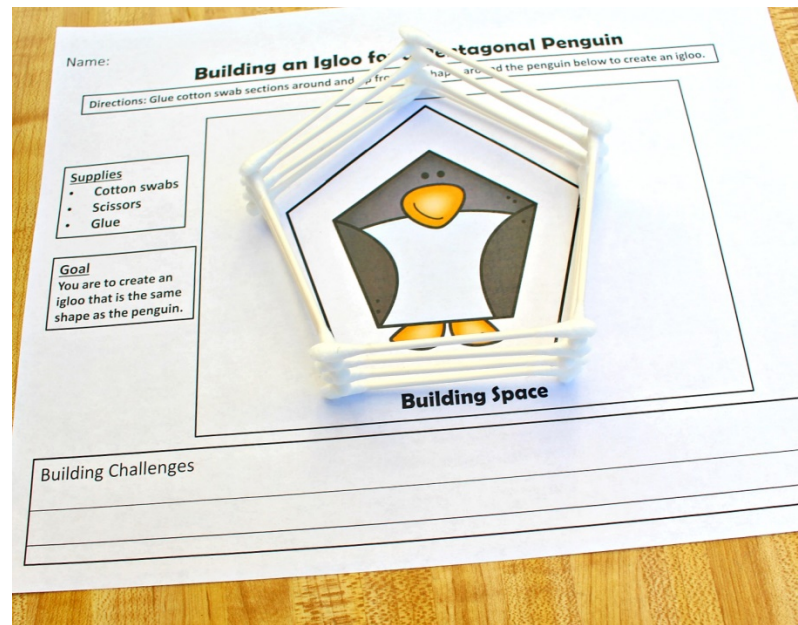


How to Build an Igloo for a Penguin

STEM Activity



Terms of Use: These printables are provided *FREE* of charge. Please do share the web pages to my printables. Remember that all of my printables are for personal use. You cannot claim these printables or sell them as your own. All the printables are the property of JDaniel4sMom.com.

Name:

Building an Igloo for a Square Penguin


Directions: Glue cotton swab sections around and up from the shape around the penguin below to create an igloo.

Supplies

- Cotton swabs
- Scissors
- Glue

Goal

You are to create an igloo that is the same shape as the penguin.



Building Space

Building Challenges

Name:

Building an Igloo for a Triangular Penguin


Directions: Glue cotton swab sections around and up from the shape around the penguin below to create an igloo.

Supplies

- Cotton swabs
- Scissors
- Glue

Goal

You are to create an igloo that is the same shape as the penguin.



Building Space

Building Challenges

Name: _____

Building an Igloo for a Rectangular Penguin


Directions: Glue cotton swab sections around and up from the shape around the penguin below to create an igloo.

Supplies

- Cotton swabs
- Scissors
- Glue

Goal

You are to create an igloo that is the same shape as the penguin.



Building Space

Building Challenges

Name:

Building an Igloo for a Pentagonal Penguin


Directions: Glue cotton swab sections around and up from the shape around the penguin below to create an igloo.

Supplies

- Cotton swabs
- Scissors
- Glue

Goal

You are to create an igloo that is the same shape as the penguin.



Building Space

Building Challenges