

# How to Make Slime with Liquid Starch Algorithm Coding Worksheet










Created by Deirdre Smith of JDaniel4's Mom

Clip Art from 



Terms of Use: These printables are provided *FREE* of charge. Please do share the web pages to my printables. Remember that all of my printables are for personal use. You cannot claim these printables or sell them as your own. All the printables are the property of JDaniel4sMom.com

# Liquid Starch Slime Algorithm Activity

				 <p>Add <math>\frac{1}{4}</math> cup of liquid starch to the glue, water, and food coloring.</p>
	 <p>Add <math>\frac{1}{2}</math> cup of water after adding the glue.</p>		 <p>Stir mixture a lot to blend in food coloring.</p>	
 <p>Add <math>\frac{1}{2}</math> cup clear glue.</p>				.
		 <p>Mix the water and the glue.</p>		 <p>Mix and knead the slime.</p>
 <p>Take out a bowl.</p>			 <p>Add Food Coloring.</p>	
<p><b>Start</b></p> 			.	<p>Play with the slime</p> 