

Saline Solution Slime Algorithm Activity












Created by Deirdre Smith of JDaniel4's Mom

Clip Art from 



Terms of Use: These printables are provided *FREE* of charge. Please do share the web pages to my printables. Remember that all of my printables are for personal use. You cannot claim these printables or sell them as your own. All the printables are the property of JDaniel4sMom.com

Saline Solution Slime Algorithm Activity

				 <p>Add ½ teaspoon baking soda after the food coloring.</p>
	 <p>Add ½ cup of water after adding the glue.</p>		 <p>Stir mixture a lot to blend in food coloring.</p>	
 <p>Add ½ cup clear glue.</p>				 <p>Add 1 Tablespoon of saline solution to the mixture.</p>
		 <p>Mix the water and the glue.</p>		
 <p>Take out a bowl.</p>			 <p>Add Food Coloring.</p>	 <p>Mix and knead the slime.</p>
<p>Start</p> 			 <p>Play with the slime.</p>	