











Leprechaun's Hiding Places Coordinate Map Activity











Created by Deirdre Smith of JDaniel4's Mom

Clip Art from  and 

Name: _____ **Leprechaun's Hiding Places - Coordinate Map Activity**

Place the coordinates for each hiding place beside its picture and description below.

Picture	Description	Coordinates
	Base of Tree	
	Top of Tree	
	Grass	
	Flower Bed	
	Bushes	
	Single Bush	
	Pond	
	Rocks	
	Rocks and Plant	
	Two Plants	

6							
5							
4							
3							
2							
1							
		A	B	C	D	E	F



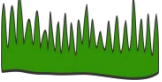







JDaniel4sMom.com



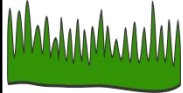




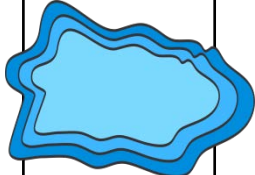



Terms of Use: Remember that all of my worksheets are for personal use. You cannot claim these worksheets or sell them as your own. All the worksheets are the property of JDaniel4sMom.com

Name: _____

Leprechaun's Hiding Places - Coordinate Map Activity

Place the coordinates for each hiding place beside its picture and description below.



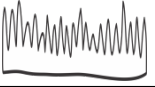







Picture	Description	Coordinates
	Base of Tree	
	Top of Tree	
	Grass	
	Flower Bed	
	Bushes	
	Single Bush	
	Pond	
	Rocks	
	Rocks and Plant	
	Two Plants	


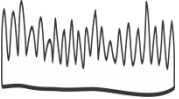



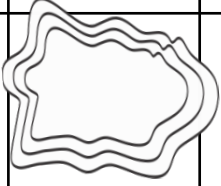


6						
5						
4						
3						
2						
1						
	A	B	C	D	E	F

Name: _____

Leprechaun's Hiding Places - Coordinate Map Activity

Place the coordinates for each hiding place beside its picture and description below.

Picture	Description	Coordinates
	Base of Tree	
	Top of Tree	
	Grass	
	Flower Bed	
	Bushes	
	Single Bush	
	Pond	
	Rocks	
	Rocks and Plant	
	Two Plants	



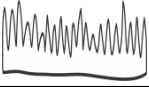







6							
5							
4							
3							
2							
1							
		A	B	C	D	E	F


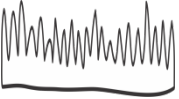



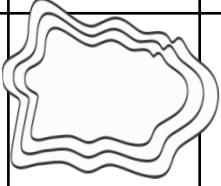




Name: _____

Leprechaun's Hiding Places - Coordinate Map Activity

Place the coordinates for each hiding place beside its picture and description below.

Picture	Description	Coordinates
	Base of Tree	A5
	Top of Tree	A6
	Grass	B5
	Flower Bed	E2
	Bushes	D4
	Single Bush	E4
	Pond	B2
	Rocks	F3
	Rocks and Plant	C1
	Two Plants	B3



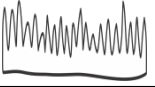







6						
5						
4						
3						
2						
1						
	A	B	C	D	E	F




Name: _____

Leprechaun's Hiding Places - Coordinate Map Activity

Draw a picture for each hiding place on the chart. Then write the coordinates for each of your pictures beside its picture and description.

Picture	Description	Coordinates
	Base of Tree	
	Top of Tree	
	Grass	
	Flower Bed	
	Bushes	
	Single Bush	
	Pond	
	Rocks	
	Rocks and Plant	
	Two Plants	


6						
5						
4						
3						
2						
1						
	A	B	C	D	E	F

Name:

Leprechaun's Hiding Places - Coordinate Map Activity

Draw hiding place pictures on the map. Then draw a smaller version of your picture on the chart. Finally write the description and coordinates for each of your pictures beside its picture and description. below.

Picture	Description	Coordinates

6						
5						
4						
3						
2						
1						
	A	B	C	D	E	F