

# Let a Unicorn Help You Learn Hand Washing Steps Worksheets

Created by Deirdre Smith of JDaniel4's Mom

Clip Art from



Terms of Use: These printables are provided *FREE* of charge. Please do share the web pages to my printables. Remember that all of my printables are for personal use. You cannot claim these printables or sell them as your own. All the printables are the property of JDaniel4sMom.com.

Name: \_\_\_\_\_

## Let a Unicorn Help You Learn Hand Washing Steps

Draw a picture to illustrate each of the hand washing steps below.



You wet your hands.

A large empty rectangular box for drawing the first step of hand washing.

You place soap on your hands.

A large empty rectangular box for drawing the second step of hand washing.

You wash your hands for 20 seconds.

A large empty rectangular box for drawing the third step of hand washing.

You rinse your hands.

A large empty rectangular box for drawing the fourth step of hand washing.

You dry your hands.

A large empty rectangular box for drawing the fifth step of hand washing.

You turn off the water with a towel.

A large empty rectangular box for drawing the sixth step of hand washing.

Name: \_\_\_\_\_

## Let a Unicorn Help You Learn Hand Washing Steps


Fill in the missing word or words in each hand washing step.



You wet your \_\_\_\_\_.



You place \_\_\_\_\_ on your \_\_\_\_\_.




You \_\_\_\_\_ your hands for \_\_\_\_\_ seconds.



You \_\_\_\_\_ your hands



You \_\_\_\_\_ your hands.




You turn off the \_\_\_\_\_ with a \_\_\_\_\_.


Name: \_\_\_\_\_

## Let a Unicorn Help You Learn Hand Washing Steps


Fill in the missing word or words in each hand washing step.



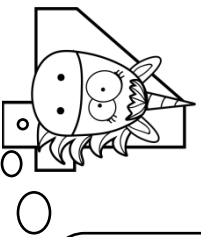
You wet your hands.




You place soap on your hands.




You wash your hands for twenty seconds.



You rinse your hands



You dry your hands.



You turn off the water with a towel.