

Little Red Riding Hood Mapping Coordinates

Created by Deirdre Smith of JDaniel4's Mom



Name: _____

Little Red Riding Hood Mapping Coordinates

- when run** ▶
- Draw a basket in cell A1.
 - Draw a house for grandma D3.
 - Draw a wood and an ax in cells B3
 - Draw a wolf in cell C2.
 - Draw a granny's cap in cell D3.
 - Draws a cloak in cells A4.
 - Draw a bed in the box in front of the letter D4.

4					
3					
2					
1					
	A	B	C	D	





JDaniel4

Name: _____

Little Red Riding Hood Mapping Coordinates

Place the coordinates for each Little Red Riding Hood picture beside its picture and description below.

Picture	Description	Coordinates
	Little Red Riding Hood	
	Wolf	
	Wolf in Granny's Bed	
	Woodsman	
	Grandma	

4					
3					
2					
1					
	A	B	C	D	E

JDaniel4sMom.com

Name: _____

Little Red Riding Hood Mapping Coordinates

when run ▶

Draw a basket in cell A1.

Draw a house for grandma D3.

Draw a wood and an ax in
cells B3

Draw a wolf in cell C2.

Draw a granny's cap in
cell D3.

Draws a cloak in cells A4.






Draw a bed in the box in
front of the letter D4.






4					
3					
2					
1					
	A	B	C	D	E

Name: _____

Little Red Riding Hood Mapping Coordinates

Place the coordinates for each Little Red Riding Hood picture beside its picture and description below.






Picture	Description	Coordinates
	Little Red Riding Hood	
	Wolf	
	Wolf in Granny's Bed	
	Woodsman	
	Grandma	

4					
3					
2					
1					
	A	B	C	D	E

Name: _____

Little Red Riding Hood Coordinate Map

Draw each of Little Red Riding Hood in a square on the map. Then write the coordinates for each of your pictures beside its picture and description. below.

Picture	Description	Coordinates
	Little Red Riding Hood	
	Wolf	
	Wolf in Granny's Bed	
	Woodsman	
	Granny	

4					
3					
2					
1					
	A	B	C	D	E

Name:


Frog Pond Mapping Coordinates

Draw Little Red Riding Hood elements in squares on the map. Then draw a smaller version of each element on the chart. Finally place the coordinates for each element beside its picture and description. below.

Picture	Description	Coordinates
	Little Red Riding Hood	
	Wolf	
	Wolf in Granny's Bed	
	Woodsman	
	Granny	

4					
3					
2					
1					
	A	B	C	D	E

Basket



House



Wood and Axe



JDaniel4sMom.com

Wolf




JDaniel4sMom.com

Granny Cap




Cloak



JDaniel4sMom.com

Bed



JDaniel4sMom.com

Little Red Riding Hood



JDaniel4sMom.com

Wolf



JDaniel4sMom.com

Wolf in Granny's Bed



JDaniel4sMom.com

Woodsman




JDaniel4sMom.com

Granny




Basket




House



Wood and Axe




Wolf



Granny Cap

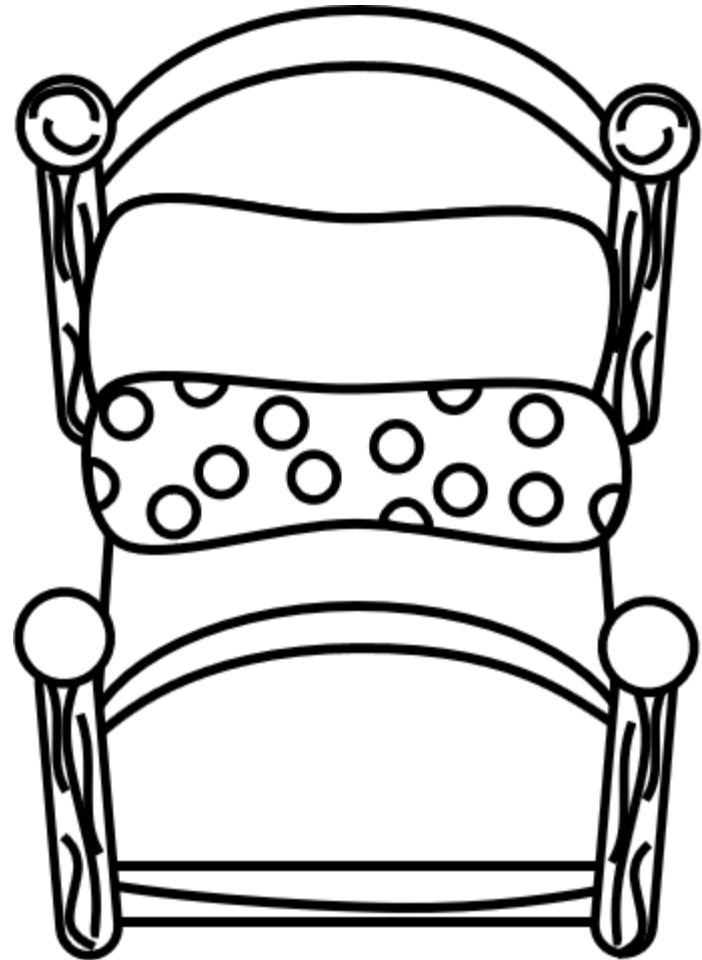


Cloak



JDaniel4sMom.com

Bed



JDaniel4sMom.com

Little Red Riding Hood




JDaniel4sMom.com

Wolf



JDaniel4sMom.com

Wolf in Granny's Bed



JDaniel4sMom.com

Woodsman



JDaniel4sMom.com

Granny





Thank you for downloading this set.
I hope your children enjoy this JDaniel4's Mom resource.

You will find updates on my latest tools on the following:

Instagram: <https://www.instagram.com/jdaniel4smom>

Facebook: <https://www.facebook.com/jdaniel4smom/>

Twitter: <https://twitter.com/jdaniel4smom?lang=en>

Pinterest: <https://www.pinterest.com/jdaniel4smom>

What is in the set?

- **Coordinate Maps**
- **1 Set of B/W and Color Maps and Little Red Riding Hood Object Flashcards**

Clip Art is From

