

Monster Patterning Worksheets for Kids

Created by Deirdre Smith of JDaniel4's Mom



Name: _____

Monster Patterns

Directions: Color the Monsters in the pattern shown at the beginning of each row.

A= Yellow

B= Green

C= Orange

AB	
ABB	
AABB	
ABC	
ABBC	
ABCC	

Name: _____

Monster Patterns

Directions: Draw the monster that will come next.

JDaniel4's Mom

Monster Patterns

Directions: Create a color pattern for each row of monsters. Write the pattern in the box at the end of each row.

A= Yellow

B= Green

C= Orange

Name: _____

Monster Patterns

Directions: Circle the monster that comes next.

JDaniel4's Mom















Terms of Use: Remember that all of my worksheets are for personal use. You cannot claim these worksheets or sell them as your own. All the worksheets are the property of JDaniel4sMom.com.

Name: _____

Monster Patterns













Directions: Circle the monster that comes next.

Name: _____

Monster Patterns







Directions: Circle the monster that comes next.

Name: _____

Monster Patterns













Directions: Draw the monster that will come next.

Name: _____

Monster Patterns

Directions: Draw the monster that will come next.

Name: _____








Monster Patterns

Directions: Create a color pattern for each row of monsters. Write the pattern in the box at the end of each row.

A= Yellow

B= Green

C= Orange








	
	
	
	
	
	
	

Name: _____

Monster Patterns

Directions: Color the monsters in the pattern shown at the beginning of each row.

A= Yellow B= Green C= Orange

AB	
ABB	
AABB	
ABC	
ABBC	
ABCC	
ABCB	








Name: _____

Answer Key

Monster Patterns

Directions: Color the monsters in the pattern shown at the beginning of each row.

A= Yellow B= Brown C= Orange

AB	
ABB	
AABB	
ABC	
ABBC	
ABCC	
ABCB	



Thank you for downloading this set.
I hope your children enjoy this JDaniel4's Mom resource.

You will find updates on my latest tools on the following:

Instagram: <https://www.instagram.com/jdaniel4smom>

Facebook: <https://www.facebook.com/jdaniel4smom/>

Twitter: <https://twitter.com/jdaniel4smom?lang=en>

Pinterest: <https://www.pinterest.com/jdaniel4smom>

You will find more activities and free worksheet sets on
<https://jdaniel4smom.com>

What is in the set?

- 4 Patterning Worksheets
- 3 Answer Keys

Clip Art is From:

