


OLYMPIC THEMED



CHARTS AND DIAGRAMS FOR KIDS

BY

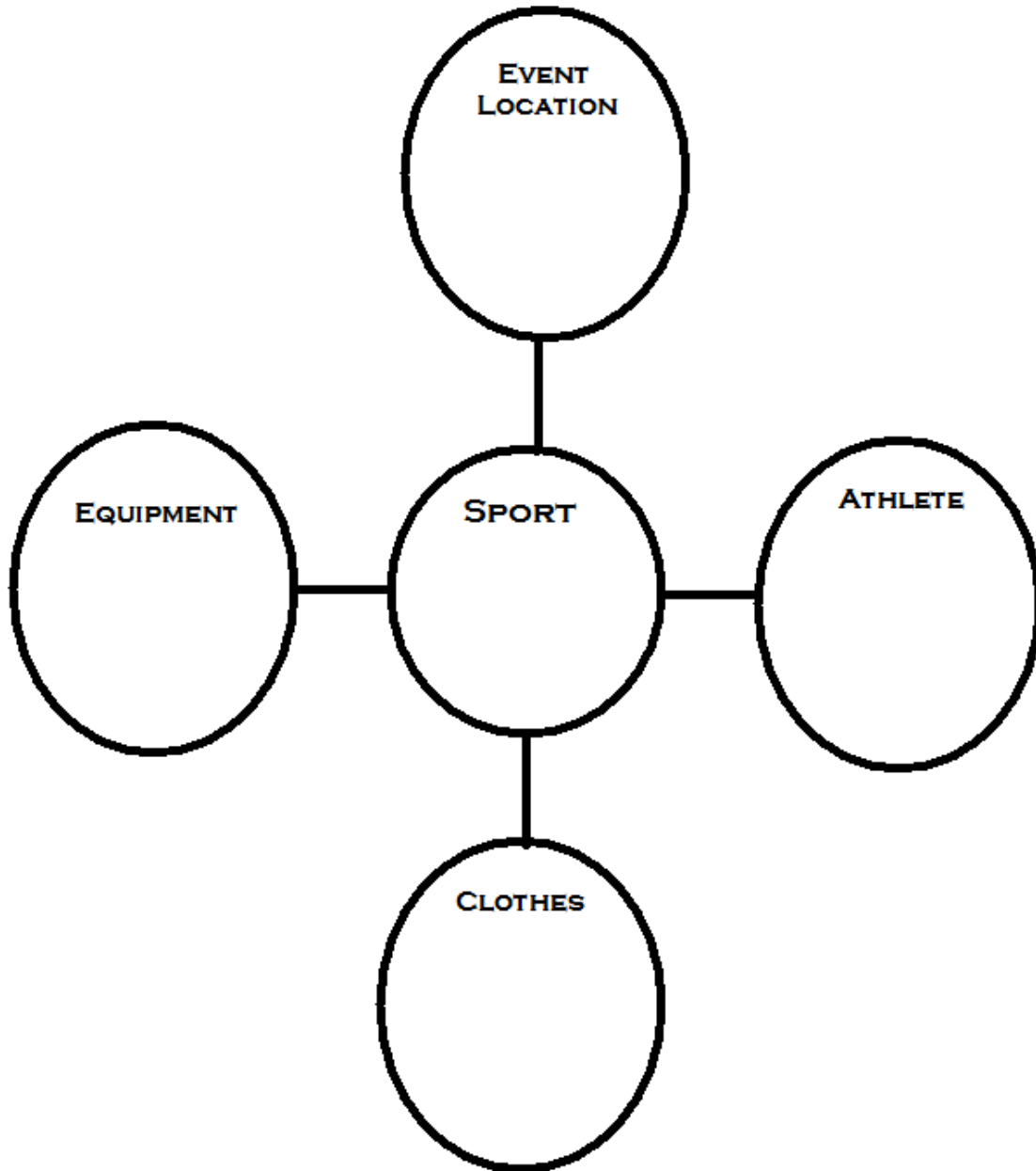
DEIRDRE SMITH

JDANIEL4'S MOM

NAME: _____

LEARNING ABOUT AN OLYMPIC SPORT

Directions: Select a sport place and its name in the Sports circle. Fill the remaining circles with facts about the sport you have selected.

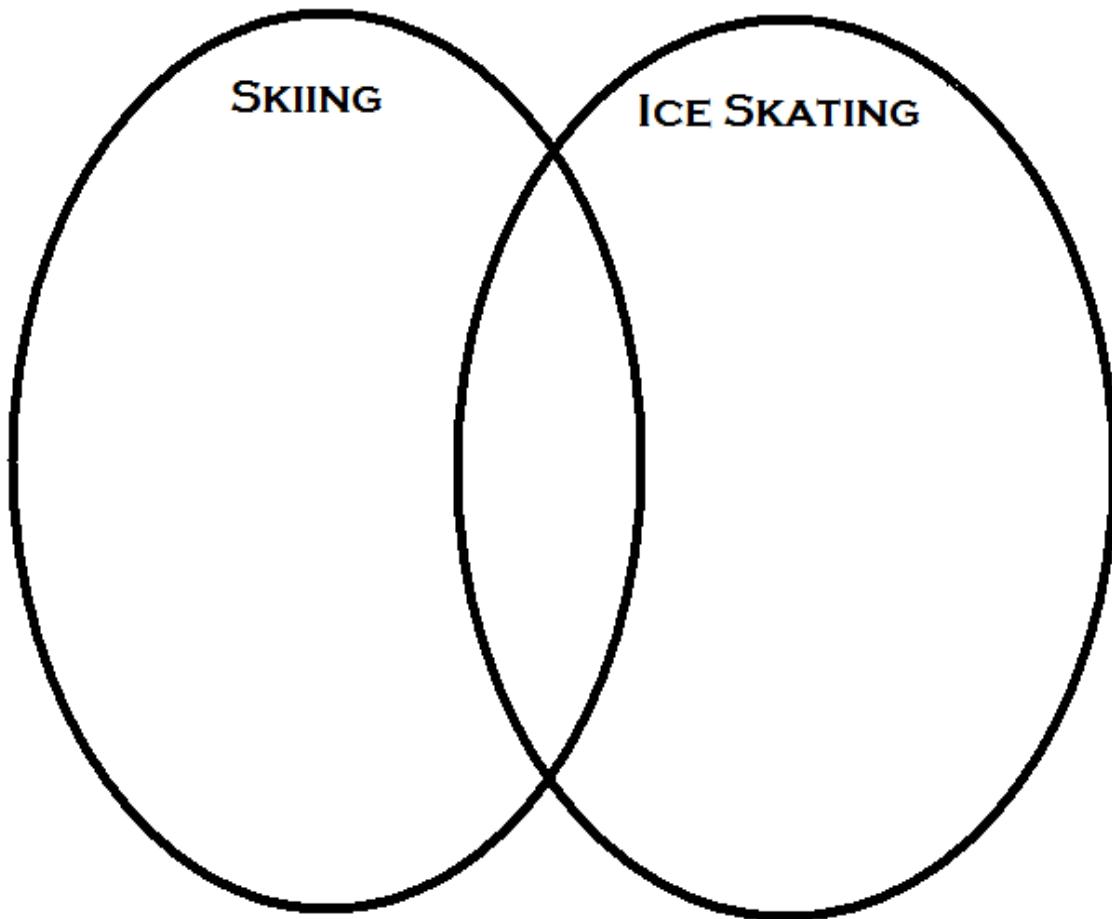


NAME:

Directions:


Write words that describe skiing in the skiing circle. Write words that describe ice skating in the ice skating circle. Write word that describe both in the space where the circles intersect.

OLYMPIC VENN DIAGRAM



NAME:


OLYMPIC ATHLETES CAN HAVE ARE CHART



CAN	HAVE	ARE

NAME: _____

OLYMPIC MEDAL COUNT



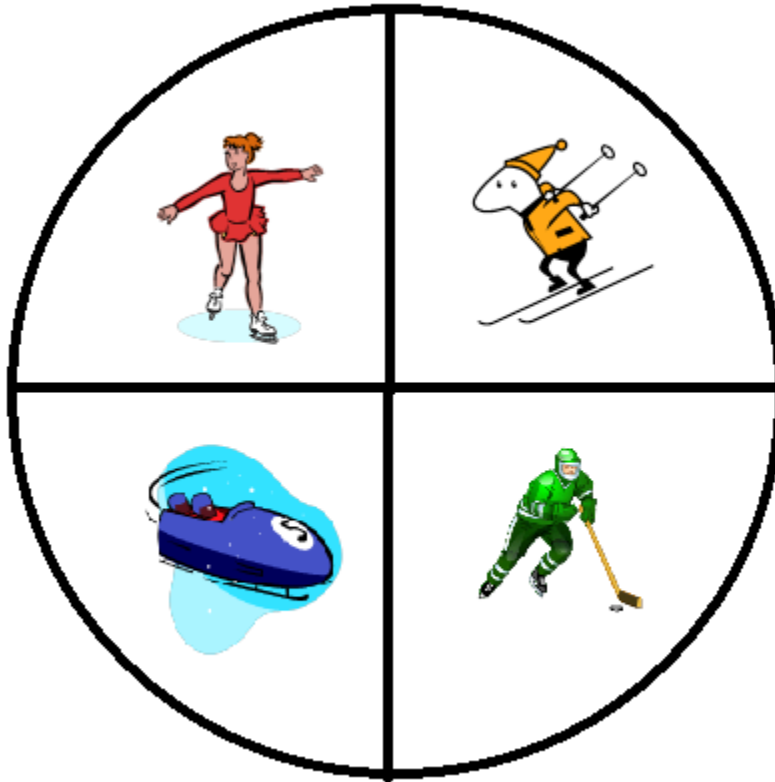
COUNTRY	BRONZE	SILVER	GOLD

NAME: _____

OLYMPIC SPORT SPIN AND GRAPH

Directions:

Place a paperclip in the center of the circle. Put a pencil in the direct center of the circle. Spin the paperclip. Record the sport it lands on in the bar graph. Spin the paperclip ten times and record the sport it lands on.




Ice Skating	Skiing	Bobsledding	Ice Hockey

NAME: _____

Directions: Select six countries that you would like to track during the Olympics. Every time they receive a medal place a tally mark in the appropriate medal box.

OLYMPIC MEDAL TALLY COUNT



COUNTRY	BRONZE	SILVER	GOLD

NAME: _____

OUR FAVORITE SPORTS PICTURE GRAPH

Directions: Find out which sports your friends like best. Place circles in the box beside the sport friends vote as the best. One circle equals one vote.

SPEED SKATING	
SKI JUMPING	
SNOW BOARDING	
BOBSLEDDING	
ICE HOCKEY	

CREATED BY DEIRDRE SMITH OF JDANIEL4'S MOM ([HTTP://WWW.JDANIEL4SMOM.COM](http://www.JDANIEL4SMOM.COM))

DISCLAIMER

The pictures displayed on the graphs and charts are a part of the Microsoft Word clip art collection.