

# Patterning S'more Feelings

Created by Deirdre Smith of JDaniel4's Mom

Name: \_\_\_\_\_

### S'more Patterns

Directions: Circle the feeling that comes next.

Name: \_\_\_\_\_

### S'more Patterns

Directions: Draw the feeling that will come next.





Name: \_\_\_\_\_

### S'more Patterns

Directions: Create a color pattern for each row of s'mores. Write the pattern in the box at the end of each row.

A= Yellow    B= Brown    C= Orange


JDaniel4's Mom







































Terms of Use: Remember that all of my worksheets are for personal use. You cannot claim these worksheets or sell them as your own. All the worksheets are the property of JDaniel4sMom.com.

Name: \_\_\_\_\_

# S'more Patterns

Directions: Circle the feeling that comes next.





































   	 
   	 
   	 
   	 
   	 
   	 

Name: \_\_\_\_\_

Answer Key

# S'more Patterns





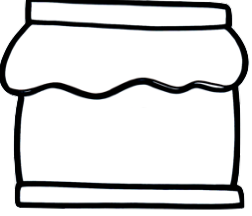

























Directions: Circle the feeling that comes next.

Name: \_\_\_\_\_

# S'more Patterns

Directions: Draw the feeling that will come next.













   	
   	
   	
   	
   	
   	

Name: \_\_\_\_\_

Answer Key

# S'more Patterns

Directions: Draw the feeling that will come next.

Name: \_\_\_\_\_








# S'more Patterns

Directions: Create a color pattern for each row of s'mores. Write the pattern in the box at the end of each row.

A= Yellow

B= Brown

C= Orange

Name: \_\_\_\_\_

# S'more Patterns


Directions: Color the s'mores in the pattern shown at the beginning of each row.

A= Yellow

B= Brown

C= Orange


**AB**



**ABB**



**AABB**



**ABC**



**ABBC**



**ABCC**



**ABCB**



Name: \_\_\_\_\_

Answer Key

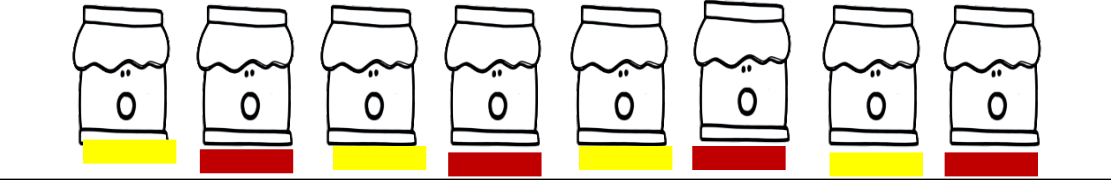






# S'more Patterns

Directions: Color the s'mores in the pattern shown at the beginning of each row.

A= Yellow

B= Brown

C= Orange

<b>AB</b>	
<b>ABB</b>	
<b>AABB</b>	
<b>ABC</b>	
<b>ABBC</b>	
<b>ABCC</b>	
<b>ABCB</b>	



Name: \_\_\_\_\_

























































# S'more Patterns

Directions: Color the s'mores to follow the pattern at the top of each column.

A= Yellow

B= Brown

C= Orange

AB	ABB	AABB	ABC	AABC	ABCC	ABBC
						
						
						
						
						
						
						
						

Name: \_\_\_\_\_

Answer Key

# S'more Patterns

Directions: Color the s'mores to follow the pattern at the top of each column.

A= Yellow

B= Brown

C= Orange

AB	ABB	AABB	ABC	AABC	ABCC	ABBC



Thank you for downloading this set.  
I hope your children enjoy this JDaniel4's Mom resource.

You will find updates on my latest tools on the following:

Instagram: <https://www.instagram.com/jdaniel4smom>

Facebook: <https://www.facebook.com/jdaniel4smom/>

Twitter: <https://twitter.com/jdaniel4smom?lang=en>

Pinterest: <https://www.pinterest.com/jdaniel4smom>

You will find more activities and free worksheet sets on <https://jdaniel4smom.com>

## What is in the set?

- 5 Patterning Worksheets
- 4 Answer Keys

Clip Art is From:

