

# Snowflake Patterning Worksheets for Kids

























































Created by Deirdre Smith of JDaniel4's Mom

Name: \_\_\_\_\_


## Snowflake Patterns

Directions: Create a color pattern for each row of snowflakes. Write the pattern in the box at the end of each row.

A= Blue      B= Pink      C= Purple

JDaniel4's Mom







































Terms of Use: Remember that all of my worksheets are for personal use. You cannot claim these worksheets or sell them as your own. All the worksheets are the property of JDaniel4sMom.com.

Name: \_\_\_\_\_

# Snowflake Feelings Patterns





































Directions: Circle the snowflake that comes next.

Name: \_\_\_\_\_

# Snowflake Feelings Patterns

























Directions: Circle the snowflake that comes next.

Name: \_\_\_\_\_

# Snowflake Patterns































Directions: Draw the snowflake face that will come next.

Name: \_\_\_\_\_

# Snowflake Patterns

Directions: Draw the snowflake face that will come next.






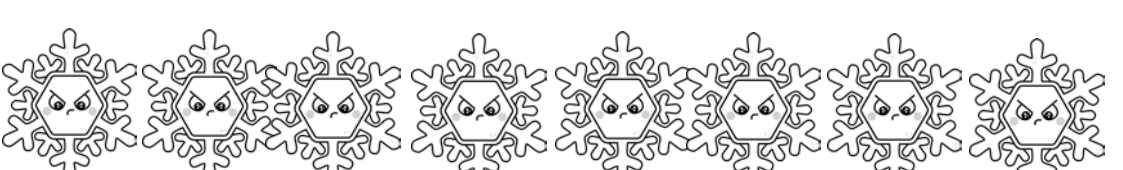

   	
   	
   	
   	
   	
   	

Name: \_\_\_\_\_

# Snowflake Patterns

Directions: Create a color pattern for each row of snowflakes. Write the pattern in the box at the end of each row.

A= Blue      B= Pink      C= Purple








	
	
	
	
	
	
	

Name: \_\_\_\_\_

# Snowflake Patterns

Directions: Color the snowflakes in the pattern shown at the beginning of each row.

A= Blue      B= Pink      C= Purple

AB	
ABB	
AABB	
ABC	
ABBC	
ABCC	
ABCB	





















































































































Name: \_\_\_\_\_

Answer Key

# Snowflake Patterns


Directions: Color the snowflakes in the pattern shown at the beginning of each row.

A= Blue      B= Pink      C= Purple

AB	               
ABB	                 
AABB	               
ABC	                 
ABBC	               
ABCC	               
ABCB	               


# Feelings Cards

**Worried**




[JDaniel4smom.com](http://JDaniel4smom.com)

**Angry**



[JDaniel4smom.com](http://JDaniel4smom.com)


**Shy**



[JDaniel4smom.com](http://JDaniel4smom.com)


# Feelings Cards

**Happy**




[JDaniel4smom.com](http://JDaniel4smom.com)

**Sad**



[JDaniel4smom.com](http://JDaniel4smom.com)


**Excited**



[JDaniel4smom.com](http://JDaniel4smom.com)


# Feelings Cards

**Surprised**




# Feelings Cards

**Worried**




[JDaniel4smom.com](http://JDaniel4smom.com)

**Angry**



[JDaniel4smom.com](http://JDaniel4smom.com)


**Shy**



[JDaniel4smom.com](http://JDaniel4smom.com)


# Feelings Cards

**Happy**




[JDaniel4smom.com](http://JDaniel4smom.com)

**Sad**



[JDaniel4smom.com](http://JDaniel4smom.com)


**Excited**



[JDaniel4smom.com](http://JDaniel4smom.com)

# Feelings Cards

**Surprised**



[JDaniel4smom.com](http://JDaniel4smom.com)



Thank you for downloading this set.  
I hope your children enjoy this JDaniel4's Mom resource.

You will find updates on my latest tools on the following:

Instagram: <https://www.instagram.com/jdaniel4smom>

Facebook: <https://www.facebook.com/jdaniel4smom/>

Twitter: <https://twitter.com/jdaniel4smom?lang=en>

Pinterest: <https://www.pinterest.com/jdaniel4smom>

You will find more activities and free worksheet sets on  
<https://jdaniel4smom.com>

## What is in the set?

- 4 Patterning Worksheets
- 3 Answer Keys
- 1 Set of BW Feelings Flashcards
- 1 Set of Colorful Feelings Flashcards

**Clip Art is From:**

